

FINAL

Triple Crown **103 - 43** Ολυμπιάδα ΠΑΠ

52% 11 / 21 FT 7 / 18 39%

52% 31 / 60 2p 12 / 44 27%

63% 10 / 16 3p 4 / 14 29%

42 - 18 Rb 22 - 7

16 Tu 24

Referees: Σπυράκος

| Each Period | 1st | 2nd | 3rd | 4th |
|---------------|-----|-----|-----|-----|
| Triple Crown | 22 | 29 | 25 | 27 |
| Ολυμπιάδα ΠΑΠ | 11 | 8 | 9 | 15 |

| End of Period | 1st | 2nd | 3rd | 4th |
|---------------|-----|-----|-----|-----|
| Triple Crown | 22 | 51 | 76 | 103 |
| Ολυμπιάδα ΠΑΠ | 11 | 19 | 28 | 43 |



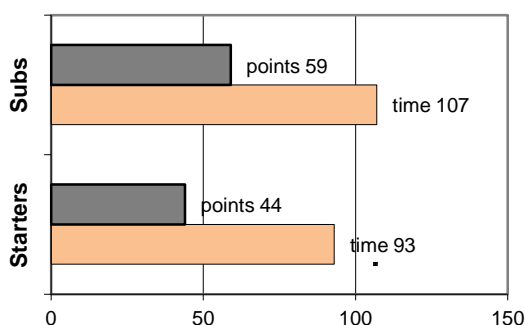
Coach: Α. Δεμέναγας - Γ. Φασουλόπουλος

TRIPLE CROWN

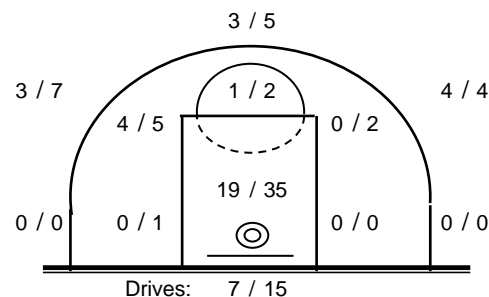
Fast Breaks 13 / 20

| # Player | Time (min) | Points | Ft | 2p | 3p | +/- | Rebs | | As | St | Tu | Bl | | Fouls | Rkg* |
|-----------------------|------------|------------|----------------|----------------|----------------|------------|-----------|-----------|-----------|-----------|-----------|----------|-----------|-----------|------------|
| | | | | | | | de | of | | | | Wo | Co | | |
| 4 Νιφόρας Πέτρος | 21 | 7 | 0 / 4 | 2 / 6 | 1 / 1 | 24 | 4 | 1 | 5 | 2 | 4 | 1 | 3 | 0 | 8 |
| 5 Ζήσης Γεώργιος | 16 | 7 | 0 / 0 | 2 / 4 | 1 / 2 | 34 | 2 | 0 | 2 | 4 | 2 | 0 | 1 | 1 | 10 |
| - Αλβέρτης Κάρολος | 3 | 2 | 0 / 0 | 1 / 2 | 0 / 0 | 10 | 0 | 0 | 0 | 1 | 0 | 0 | 0 | 0 | - |
| 7 Καίμπαλης Βασίλης | 14 | 3 | 0 / 0 | 0 / 0 | 1 / 1 | 17 | 1 | 1 | 0 | 1 | 1 | 0 | 0 | 0 | 5 |
| 8 Τσακισβίλι Μιχαήλ | 13 | 7 | 1 / 2 | 3 / 7 | 0 / 0 | 8 | 4 | 2 | 0 | 0 | 0 | 0 | 1 | 3 | 8 |
| 9 Τσίλης Ιάσων | 16 | 4 | 0 / 0 | 2 / 4 | 0 / 0 | 32 | 3 | 0 | 3 | 1 | 1 | 1 | 1 | 2 | 9 |
| 10 Κουτρούλης Αλέξ. | 22 | 15 | 1 / 2 | 7 / 9 | 0 / 0 | 40 | 4 | 7 | 1 | 0 | 1 | 0 | 1 | 1 | 23 |
| 11 Κοσμετάτος Γεράσ. | 20 | 11 | 1 / 2 | 2 / 5 | 2 / 3 | 18 | 2 | 0 | 5 | 1 | 2 | 0 | 2 | 0 | 12 |
| 17 Πετράς Γεώργιος | 20 | 12 | 1 / 3 | 4 / 8 | 1 / 2 | 27 | 2 | 2 | 2 | 1 | 0 | 1 | 2 | 3 | 13 |
| 19 Μπουραζάνης Ανδρ. | 10 | 5 | 0 / 0 | 1 / 3 | 1 / 2 | 18 | 0 | 0 | 1 | 0 | 0 | 0 | 0 | 1 | 3 |
| 14 Αναστασίου Γεώργ. | 19 | 7 | 2 / 2 | 1 / 3 | 1 / 2 | 22 | 6 | 3 | 2 | 2 | 1 | 2 | 2 | 0 | 18 |
| 15 Καλογερόπουλος Ηλ. | 26 | 23 | 5 / 6 | 6 / 9 | 2 / 3 | 50 | 12 | 2 | 3 | 4 | 3 | 1 | 5 | 0 | 37 |
| Team | | | | | | | 2 | 0 | | | 1 | 0 | 0 | | |
| 1st quarter | | 22 | 3 / 6 | 8 / 14 | 1 / 3 | 10 | 4 | 5 | 5 | 4 | 2 | 6 | 5 | 33 | |
| 2nd quarter | | 29 | 4 / 6 | 8 / 18 | 3 / 4 | 13 | 4 | 7 | 4 | 2 | 0 | 5 | 3 | 42 | |
| 3rd quarter | | 25 | 3 / 7 | 8 / 16 | 2 / 4 | 7 | 7 | 7 | 5 | 3 | 2 | 5 | 1 | 36 | |
| 4th quarter | | 27 | 1 / 2 | 7 / 12 | 4 / 5 | 12 | 3 | 5 | 3 | 7 | 2 | 2 | 2 | 38 | |
| Final Stats | 200 | 103 | 11 / 21 | 31 / 60 | 10 / 16 | 300 | 42 | 18 | 24 | 17 | 16 | 6 | 18 | 11 | 149 |
| | | | 52% | 52% | 63% | | 60 | | | | | | | | |

Starters- Subs ratio



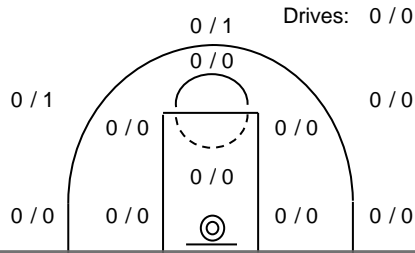
Shot Chart



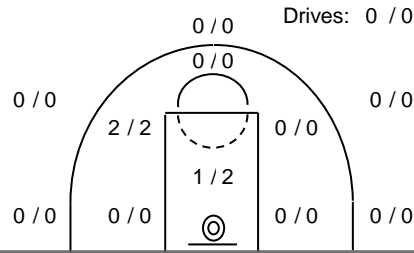
*Ranking= Pts+Rebs+As+St+B-Mished Shots-Tu (Time Played>7min.)

Offense Analysis:

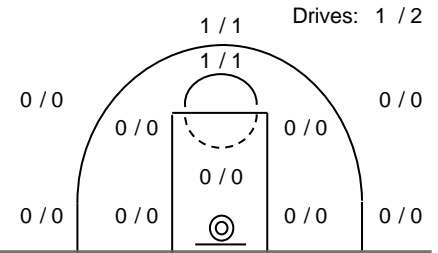
Play performance:



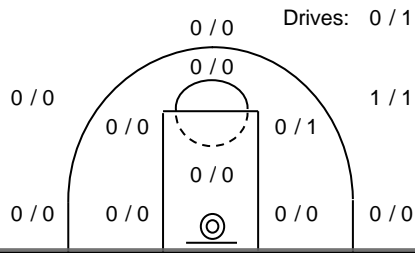
| | | |
|---------------|------------|---|
| Motion | Points: | 0 |
| Played | Fouls won: | 1 |
| 4 times | Turnovers: | 1 |



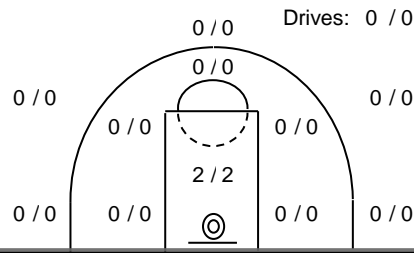
| | | |
|-----------|------------|---|
| 23 | Points: | 6 |
| Played | Fouls won: | 0 |
| 4 times | Turnovers: | 0 |



| | | |
|-----------|------------|---|
| Go | Points: | 7 |
| Played | Fouls won: | 0 |
| 4 times | Turnovers: | 0 |



| | | |
|--------------------|------------|---|
| Stuck 1,2,3 | Points: | 3 |
| Played | Fouls won: | 0 |
| 4 times | Turnovers: | 1 |



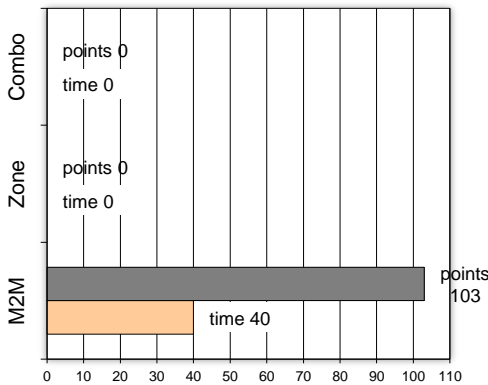
| | | |
|------------------|------------|---|
| Stuck 4,5 | Points: | 5 |
| Played | Fouls won: | 1 |
| 3 times | Turnovers: | 0 |

Notes:

Against Defense Types:

Turnovers:

Fast breaks:



Έγιναν 16 λάθη
0 ήταν χρονικές υπερβάσεις,
2 ήταν παραβάσεις γραμμών,
13 ήταν λάθη κατοχής και
1 ήταν βήματα ή μεταφορά.

Επετεύχθησαν 13 αιφνιδιασμοί
10 ήταν πρωτεύοντες
0 ήταν δευτερεύοντες
3 προήλθαν από λάθος
του αντιπάλου

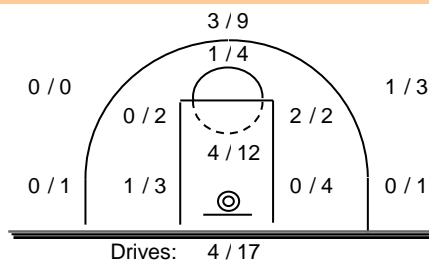
Πραγματοποιήθηκαν συνολικά 103 επιθέσεις, με απόδοση 1,00 έναντι 92 επιθέσεων των αντιπάλων.

Defense Analysis:

Ολυμπιάδα ΠΑΠ

| | |
|-----------------------|----|
| 4 | 0 |
| 5 Αϊβαζόγλου Ε. | 2 |
| 16 Τσακλής Ι. | 3 |
| 7 Τζουμάκας Η. | 7 |
| 8 Γαλάκος Ν. | 0 |
| 9 Σουλιώτης Β. | 3 |
| 10 Μαρκάκης Ε. | 7 |
| 11 Χατζηευστρατίου Λ. | 13 |
| 12 Ιορδάνογλου Κ. | 0 |
| 13 Γεωργιάδης Δ. | 8 |
| 14 | 0 |
| 15 | 0 |

Opponent's shot chart



Defense Types Performance

